

PERMIT

CITY OF NAPOLEON - BUILDING DEPARTMENT
 255 West Riverview Avenue, Napoleon, Ohio 43545 - 419-592-4010

Permit No. 51-79 Issued 5-24-79
date

Job Location 95 Lafayette Dr.
address

Lot 42 Riviera Heights 1st.
sub-div or legal discript

Issued By R. Johnson
building official

Owner Becks Const. 592-8307
name tel.

Address 11-622 Co. Rd M Nap, Ohio

Agent Self
builder-eng.-etc. tel.

Address _____

Description of Use dwelling

Residential one
no. dwelling units

Commercial _____ Industrial _____

New ~~xxx~~ Add'n. _____ Alter _____ Remodel _____

Mixed Occupancy _____

Change of Occupancy _____

Estimated Cost \$ 47,000.00

FEES	BASE	PLUS	TOTAL
<input checked="" type="checkbox"/> BUILDING	\$79.50		\$ 79.50
<input checked="" type="checkbox"/> ELECTRICAL	5.00	\$22.00	27.00
<input checked="" type="checkbox"/> PLUMBING	3.00	8.00	11.00
<input checked="" type="checkbox"/> MECHANICAL	6.00	1.50	7.50
<input type="checkbox"/> DEMOLITION			
<input checked="" type="checkbox"/> ZONING	0	0	0
<input type="checkbox"/> SIGN			
W79-12 WATER TAP	225.00		225.00
S79-12 SEWER TAP	60.00		60.00
E79-9 TEMP. ELECT.	10.00		10.00
ADDITIONAL PLAN REVIEW	Struct. _____ hrs _____	Elect. _____ hrs _____	420.00
TOTAL FEES.....			\$400x50 420.00
LESS MIN. FEES PAID _____			0
BALANCE DUE.....			420.00 \$400x50

ZONING INFORMATION

district A	lot dimensions 100' x 125	area 12,500sq'	front yd 25' ok	side yds 10.33 OK	rear yd Min 15' OK
max hgt ok	no pkg spaces ok	no ldg spaces n/a	max cover ok	petition or appeal req'd n/a	date appr

WORK INFORMATION:

Size: Length 64'8" Width 40'8" Stories 1 Ground Floor Area 2102sq'

Height _____ Building Volume (for demo. permit) _____ cu. ft.

Electrical: 200a service & 22 circuits.
brief description

Plumbing: Water & DW&V Lines
brief description

Mechanical: Gas heat
brief description

Sign: _____ Dimensions _____ Sign Area _____

Additional Information: _____

PAID
MAY 30 1979
CITY OF NAPOLEON

Date 5-30-79 Applicant Signature Frances M. Beck Sec'y/Treas.
owner-agent

INSPECTION RECORD

	UNDERGROUND			ROUGH-IN					FINAL			
	Type	Date	By	Type	Date	By	Type	Date	By	Type	Date	By
PLUMBING	Building Drains			Drainage, Waste & Vent Piping	7/31/79	Red.	Indirect Waste			Drainage, Waste & Vent Piping	9/29/79	Red.
	Water Piping									Backflow Prevention		
	Building Sewer	8/5/79	Red.	Water Piping	"	Red.	Condensate Lines			Water Heater		
	Sewer Connection	"	*							FINAL APPROVAL	9/29/79	Red.
MECHANICAL	Refrigerant Piping			Refrigerant Piping			Chimney(s)			Grease Exhaust System		
				Duct Furnace(s)			Fire Dampers			Air Cond. Unit(s)		
	Ducts/Plenums			Ducts/Plenums			<input type="checkbox"/> Radiant Htr(s) <input type="checkbox"/> Unit Htr(s)			Refrigeration Equipment		
				Duct Insulation			Pool Heater			Furnace(s)		
				Combustion Products Vents			Ventilation <input type="checkbox"/> Supply <input type="checkbox"/> Exhst.			FINAL APPROVAL		
ELECTRICAL	Conduits & or Cable			Conduits/ Cable			<input type="checkbox"/> Range <input type="checkbox"/> Dryer			Temp Service Temp Lighting		
	Grounding & or Bonding			Rough Wiring	8/6/79	Red.	<input type="checkbox"/> Generator(s) <input type="checkbox"/> Motors			Fixtures Lampholders		
	Floor Ducts Raceways			Service Panel Switchboard	"	Red.	<input type="checkbox"/> Water Htr <input type="checkbox"/> Welder			Signs		
	Service Conduit			Busways Ducts			<input type="checkbox"/> Heaters <input type="checkbox"/> Heat Cable			Electric Mtr. Clearance		
	Temporary Power Pole			Subpanels			<input type="checkbox"/> Duct Htr(s) <input type="checkbox"/> Furnace(s)			FINAL APPROVAL	9/29/79	Red.
BUILDING	Location, Set-backs, Esmt(s)			Exterior Wall Construction			Roof Covering Roof Drainage			Smoke Detector	9/21/79	Red.
	Excavation						Exterior Lath			Demolition (sewer cap)		
	Footings & Reinforcing						<input type="checkbox"/> Interior Lath <input type="checkbox"/> Wallboard					
	Floor Slab			Interior Wall Construction			Fire Wall(s)			Building or Structure	9/29/79	Red.
	Foundation Walls			Columns & Supports			Fireplace Chimney					
	Sub-soil Drain			Crawl Space <input type="checkbox"/> Vent <input type="checkbox"/> Access			Attic <input type="checkbox"/> Vent <input type="checkbox"/> Access					
	Piles			Floor System(s)						FINAL APPROVAL BLDG. DEPT.	9/29/79	Red.
			Roof System			Special Insp Reports Rec'd			Certificate of Occupancy Issued	9/29/79	Red.	
ADDITIONAL	INSPECTIONS, CORRECTIONS, ETC.						INSPECTIONS, CORRECTIONS, ETC.					
	Back Service Entrance Conduit 9/27/79 Red.											

APPLICATION FOR PERMIT TO TAP SEWER

(Print or Type)

Owner BECKS CONST.
Address 11-622 RD M NAP.
Contractor SELF
Address _____ Tel. 592-8307

NO. 579-12
BLDG. PERMIT 51-79
PERMIT FEE \$ 60.00
DATE PAID 5-29-79
for office use only

LOCATION OF CONNECTION

Street and No. 95 LAFAYETTE DR. Sanitary Storm _____
Lot No. 42 Subdivision RIVIERA HEIGHTS 1ST Size of Tap 4"
Size and Type of Sewer 4"

ALL WORK MUST BE INSPECTED

I certify that the sewer will be used only as indicated and no other Drainage will be connected.

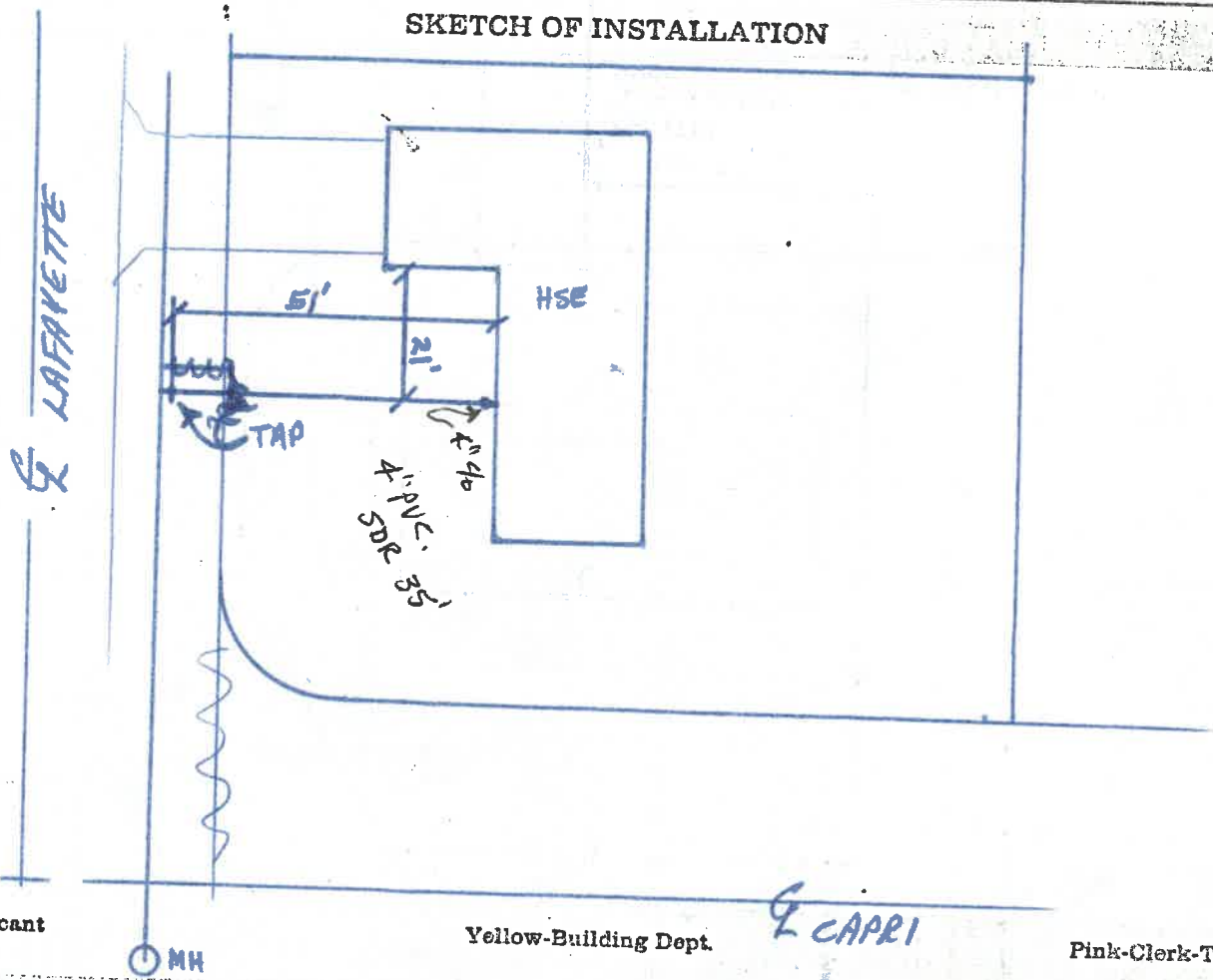
Date _____ Signature _____
owner-builder-agent
do not write below this line

INSPECTION RECORD

Date Inspected 6-5-79 Size and Type of Sewer 4" PVC SDR 35
Location FRONT Depth 7 1/2 @ TAP Type of Test NONE
Inspected and Approved By: R. Sonnenberg Inspector Date 6-5-79
Additional Information _____

Send copy to: BECKS CONST.

SKETCH OF INSTALLATION



White-Applicant

Yellow-Building Dept.

Q CAPRI

Pink-Clerk-Treasurer

CITY OF NAPOLEON
 BUILDING INSPECTION DEPARTMENT
 APPLICATION FOR BUILDING PERMIT
 (please print or type)

The undersigned hereby makes application for construction, installation, or alternation work as herein specified, agreeing to do all such work in strict accordance with the City of Napoleon's adopted Building Codes.

Location of project Riveria Hys. ^{95 LAFAYETTE} Cost of Project ^{47,000.00} 43,000
 Owner's Name Beck's Conts Address 11622 Napoleon O
 Contractor Beck's Conts Telephone No. 592 8307
 Address 11622 Napoleon O.

Lot Information: (not required for siding job)
 Lot No. 42 Subdivision Riveria Hys.
 Zoning District _____ Lot Size 80 ft X 125 ft. Area _____ sq. ft.
 Setbacks: Front _____ Right Side _____ Left Side well send Rear _____

Work Information:
 Residential Commercial _____ Industrial _____
 New Construction Addition _____ Remodel _____
 Accessory Building _____ Siding Brick
 Brief Description of Work: New Brick Ranch Specific Type

Size: Length 64' Width 28'8" No. of Stories 1
 Area: 1st Floor 1572¹⁶³⁰ sq. ft. Basement _____ sq. ft.
 2nd Floor _____ sq. ft. Accessory Building _____ sq. ft.
 3rd Floor _____ sq. ft. Other GARAGE 472 sq. ft.

Additional Information: _____
7.50 FT.
600
150

*APPLICATION FOR PERMIT SHALL BE ACCOMPANIED BY TWO COMPLETE SETS OF PLANS INCLUDING: ELEVATIONS, FLOOR PLANS, CROSS SECTIONS AND PLOT PLAN. IF ADDITION OR REMODELING, SHOW ALL EXISTING STRUCTURES AND THEIR SIZE AND LOCATION. ALL PLANS SHALL BE DRAWN TO SCALE.

Date May 21 1979 Applicant's Signature Robert L Beck

W-12
 S-12
 E-9

PERMIT NO. 51 - 79
 PERMIT FEE \$ 79.50

CITY OF NAPOLEON
 BUILDING INSPECTION DEPARTMENT
 APPLICATION FOR PLUMBING PERMIT
 (please print or type)

The undersigned hereby makes application for the installation or replacement of plumbing work as herein specified, agreeing to do all such work in strict accordance with the City of Napoleon's adopted Plumbing Codes. (1, 2 and 3 family dwelling units only)

Owner's Name _____ Address _____

Plumbing Contractor _____ Telephone No. _____

Address _____

General Contractor _____ Telephone No. _____

Address _____

Location of Project _____ Cost of Project _____

Work Information:

No. of dwelling units _____ New _____ Replacement _____ Addition _____

Brief description of work: _____

Is water tap required yes Size 3/4 Type of Pipe plastic

Is sewer tap required yes Size 4 Type of Pipe seg 1

Type of Water Distribution pipe copper

Type of Drainage, Waste, and Vent pipe plastic

Size of main building drain 4" Size of main vent pipe 4"

Water Closets (2) Bathtubs (1) Shower (1)
 No. Trap Size No. Trap Size No. Trap Size

Lavatories (2) Kitchen Sink (1) Disposal 1
 No. Trap Size No. Trap Size No. Trap Size

Dishwasher 1 Clothes Washer (1) Other _____
 No. Trap Size No. Trap Size No. Trap Size

*All installations are subject to plumbing tests and/or inspections.

Date May 21 1979 Applicant's Signature Robert J Beck

PERMIT NO.

PERMIT FEE \$

11.8

CITY OF NAPOLEON
BUILDING INSPECTION DEPARTMENT
APPLICATION FOR ELECTRICAL PERMIT
(please print or type)

The undersigned hereby makes application for installation or replacement of electrical equipment as herein specified, agreeing to do all such work in strict accordance with the City of Napoleon's adopted Electrical Codes.

Owner's Name _____ Address _____

Electrical Contractor _____ Telephone No. _____

Address _____

General Contractor _____ Telephone No. _____

Address _____

Location of Project _____ Cost of Project _____

Work Information:

Residential 1 Commercial _____ Industrial _____
No. Units

New X Service Change _____ Rewiring _____ Additional Wiring _____

Brief Description of Work: New 911 Brick Ranch

Total Floor Area - Commercial and Industrial only _____ sq. ft.

Size of proposed Service Entrance 900 AMP Number of new circuits 22

Require Temporary Electric yes (Yes or No)

Additional Information: _____

*GROUND-FAULT CIRCUIT INTERRUPTER PROTECTION IS REQUIRED ON ALL 120-VOLT SINGLE PHASE, 15 AND 20 AMP. CIRCUITS WHICH ARE PART OF A TEMPORARY ELECTRIC SERVICE; AND ALSO ON BATHROOM, OUTDOOR, AND GARAGE RECEPTACLES IN ALL DWELLING UNITS. Art. 210-8 N.E.C.

*APPLICATION FOR PERMIT SHALL BE ACCOMPANIED BY TWO COMPLETE SETS OF PLANS INCLUDING: ELECTRICAL LAYOUT AND RISER DIAGRAM. (FOR COMMERCIAL AND INDUSTRIAL WORK ONLY).

Date May 21 1979 Applicant's Signature Robert S. Beck

PERMIT NUMBER

PERMIT FEE \$

27.00

CITY OF NAPOLEON

Engineering Department

ELECTRICAL INSPECTION FIELD REPORT

255 Riverview Avenue Napoleon, Ohio 43545
(Please Print or Type)

Date 9-29-79

Permit No. 51-79

Type of Inspection FINAL

Type of Occupancy RES

Project Name BECK

Address 95 LAFALETTE DR

City NAP State OH

Approved [checkmark]

Violation

Electrical Contractor BECK

Remarks:

Code Reference

1) Some plates missing -
2) All lighting fixtures not complete

Compliance Time

Inspectors Signature [Signature]

Copies To:

White - Applicant Yellow - Engineering Pink - Electrical Inspector

No. 196

CERTIFICATE OF OCCUPANCY
THE CITY OF NAPOLEON

ENGINEERING DEPARTMENT
DIVISION OF INSPECTION

This is to certify that the Building or Land as herein described complies with all the building and health laws and ordinances and with the provisions of the Zoning Ordinance.

Location of Occupancy 95 Lafayette Occupancy Single Family Dwelling
Owner of Property Beck's Construction Address 11-622, Rd. M, Rt. 3, Nap.
Issued to Beck's Construction Address 11-622, Rd. M, Rt. 3, Nap.
Zoning "A" Residence District Bldg. Permit No. 51-79

Substantial qualifications of occupancy

This certificate is issued by the City Building Inspector, as provided by law, and is to certify that construction is completed substantially in conformity with the approved plans and permission is hereby granted to occupy such building in compliance with such legal use and occupancy as authorized under the provisions of the ordinances of the City of Napoleon.

Issued this 25th day of October 19..... 79

This is a valuable record for owner or lessee and should be so preserved.

Signed

R. S. Johnson
City Building Inspector

TAPPING PERMIT

Office Of
Water Works
Napoleon, Ohio

No. W79-12

Date 5-29-79

Received of Biecks Const.

Two Hundred Twenty Five and ⁰⁰/₁₀₀ Dollars \$ 225.00

Charge for tapping permit to supply water service to Lot No. 42

Addition Riviera Heights 1st

Street No. 95 Lafayette Dr.

Tap Size 3/4 Inch Cost _____

Plumber _____

Clerk-Treasurer

Date completed 6-8-79 Service # 7927

Bill Schmitz, Supt
Water Distribution Department

Name Beck Bldg Size of Tap 3/4 Date 6-8-79

Street 95 Lafayette

Old No. _____

New No. 7927

Note:
Dresser
used as Corp Stop
A Customer Line P.V.C
Water not turned
on today

Material
1- 3/4" x 6 #193
4' of 3/4" K
1- 3/4" H15200
1- #10314

St.

St. Lafayette

108' Corp to Hyd #299

Hyd #299

95 Lafayette

St. Capri

Size and Kind of Main 6" A.C

Location of Main 11' North of Curb

Depth of Main 5'

Distance from Hydrant/Valve #299 = 109 ft

Distance to Curb stop from

Corp. 4'

6" A.C

Bordeaux

St.

Name Beck Bldg Size of Tap 3/4 Date 6-8-79

Street 95 Lafayette

Old No. _____

New No. 7927

Note:
Dresser Quik tap
used as Corp Stop
Customer Line P.V.C
Water not turned
on today

Material
1- 3/4" x 6 #193
4' of 3/4" K
1- 3/4" H15200
1- H10314

Size and Kind of Main 6" A.C


Location of Main 11' North of Curb

Depth of Main 5'

Distance from Hydrant/Valve #299 = 109ft

Distance to Curb stop from _____

Corp. 4'



St.

St.

St.

Capri

St.

Borden

6" A.C

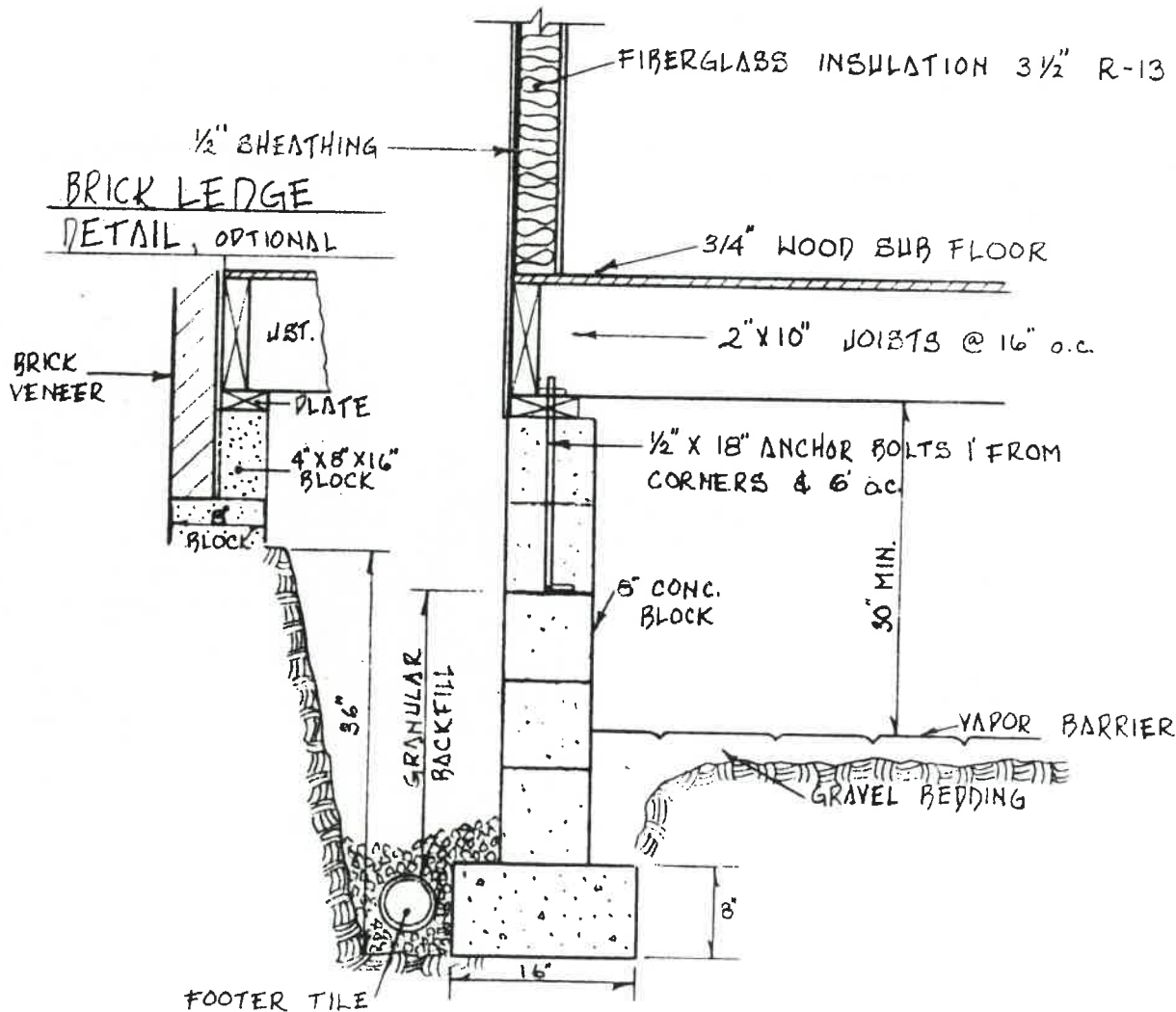
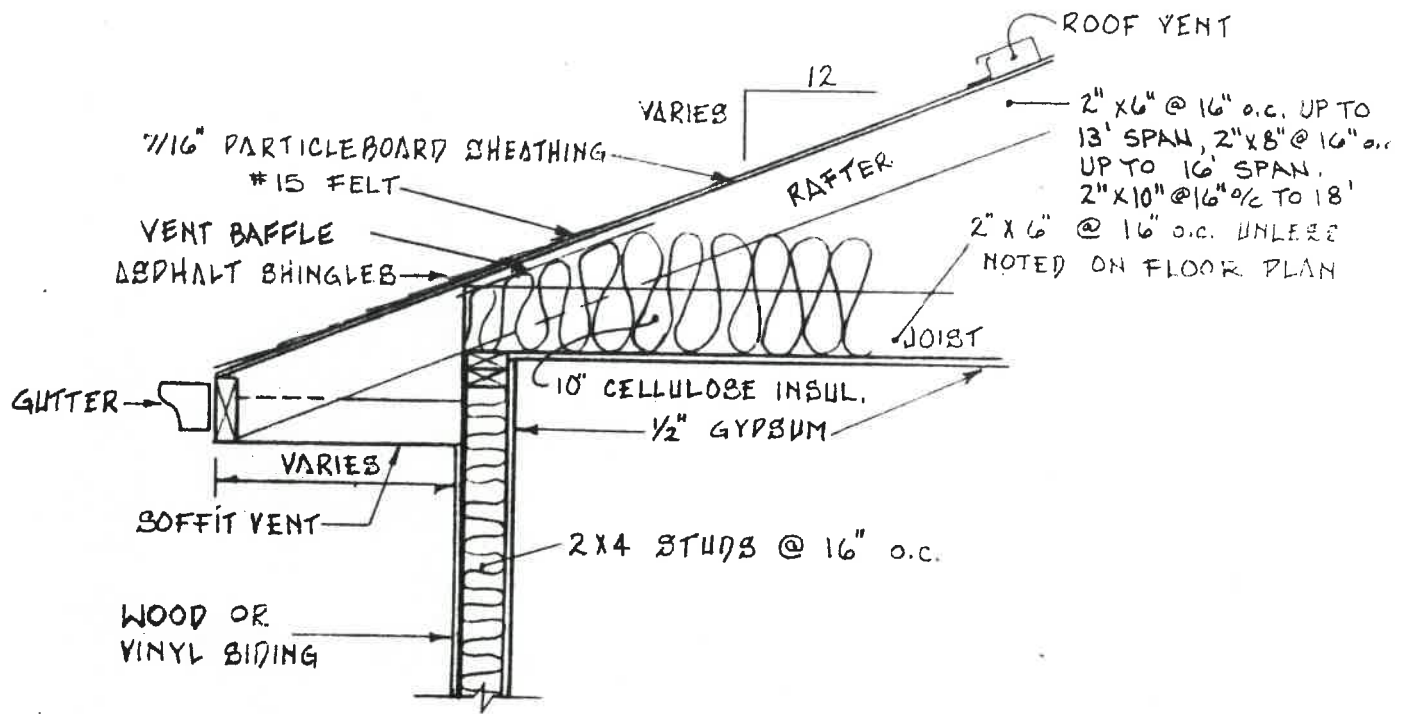
95 Lafayette

108' Corp to Hydrant #299

4'


X

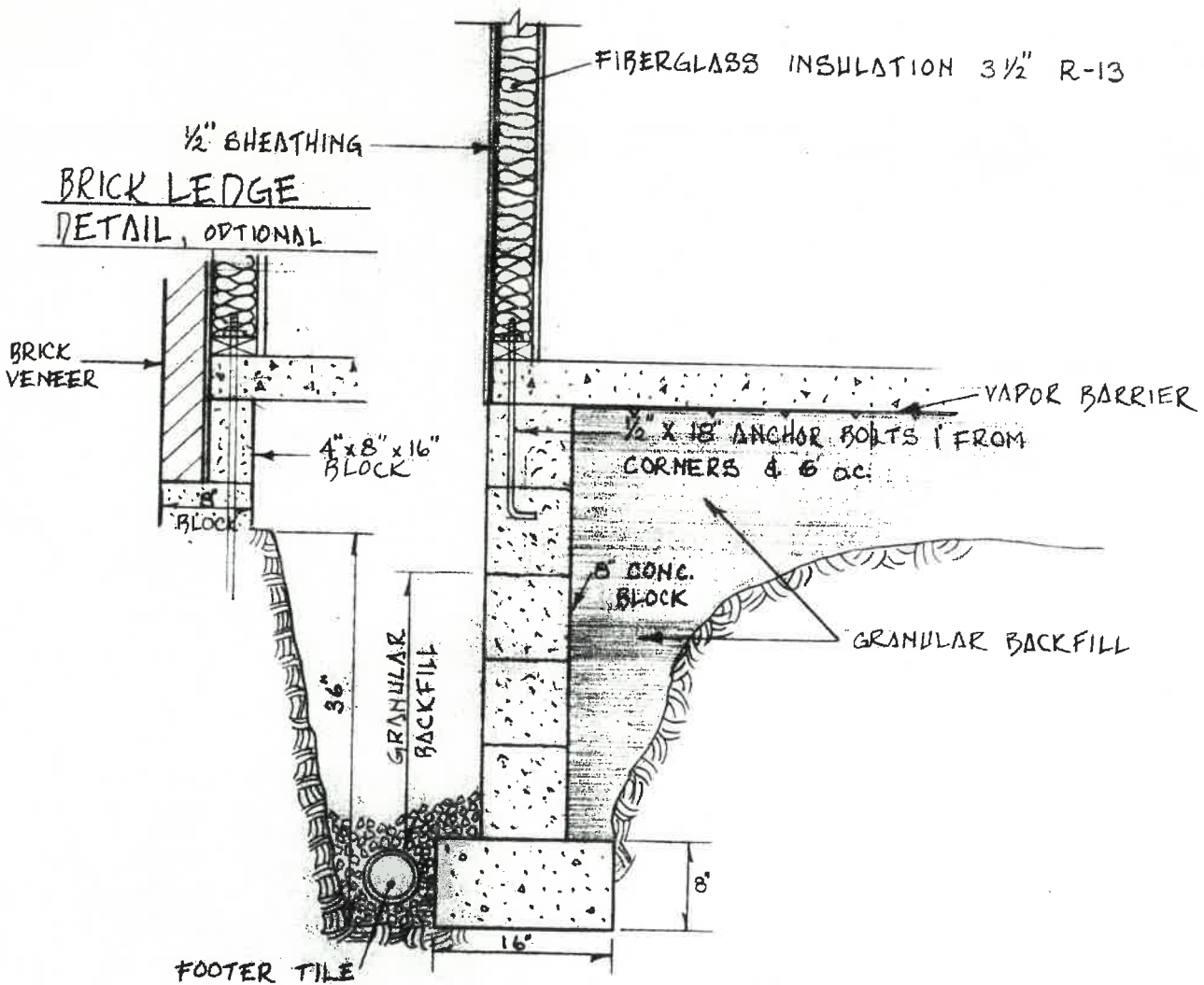
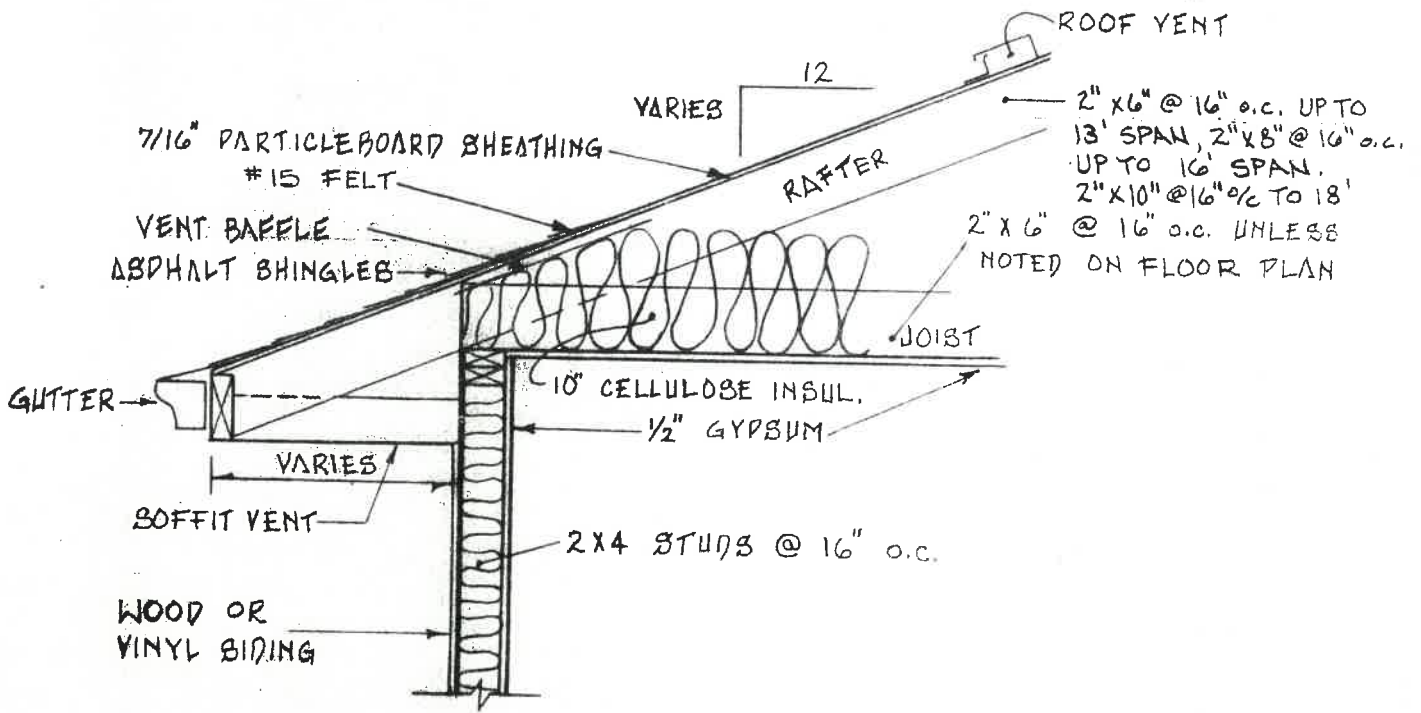
#299



TYPICAL CROSS-SECTION

3/4" = 1'-0"





TYPICAL CROSS-SECTION

3/4" = 1'-0"

